

Colorado Department of Higher Education  SMART AGL

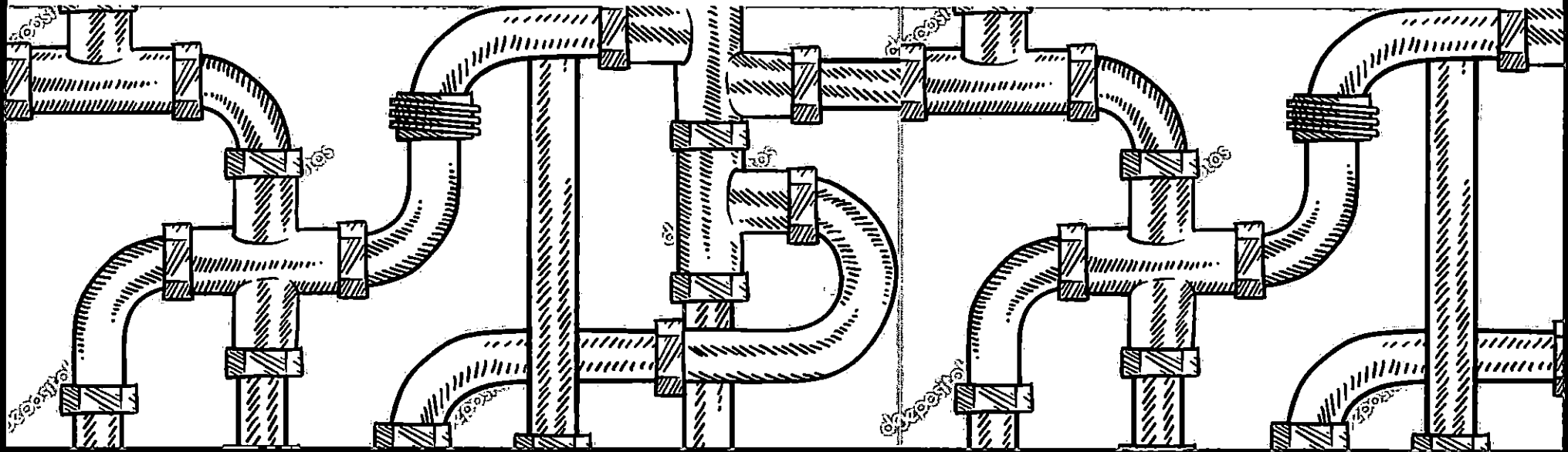
# Colorado Rises

*Advancing Education and Talent Development*

Dan Baer | December 17, 2018

# Dignity in All Pathways

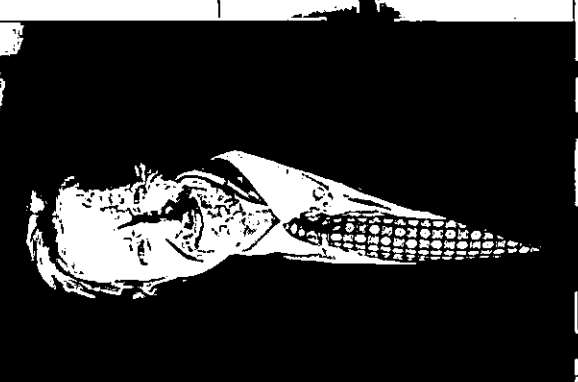


“Higher Education” means *all postsecondary credentials*: high-value certificates, two-year degrees, four-year degrees and advanced degrees.



# Higher Education Policy in Colorado

- Colorado General Assembly
- Colorado Commission on Higher Education
- Colorado Department of Higher Education
- 13 Institutional Governing Boards







## Colorado's Institutions of Higher Education

- 13 four-year Institutions
- 15 two-year Institutions
- 3 Area Technical Colleges
- 291 Private Occupational Schools
- 84 Private Institutions

Colorado Rises  
**66% ATTAINMENT BY 2025**

**STRATEGIC GOAL #1**

Increase  
Completion

**STRATEGIC GOAL #2**

Erase Equity  
Gaps

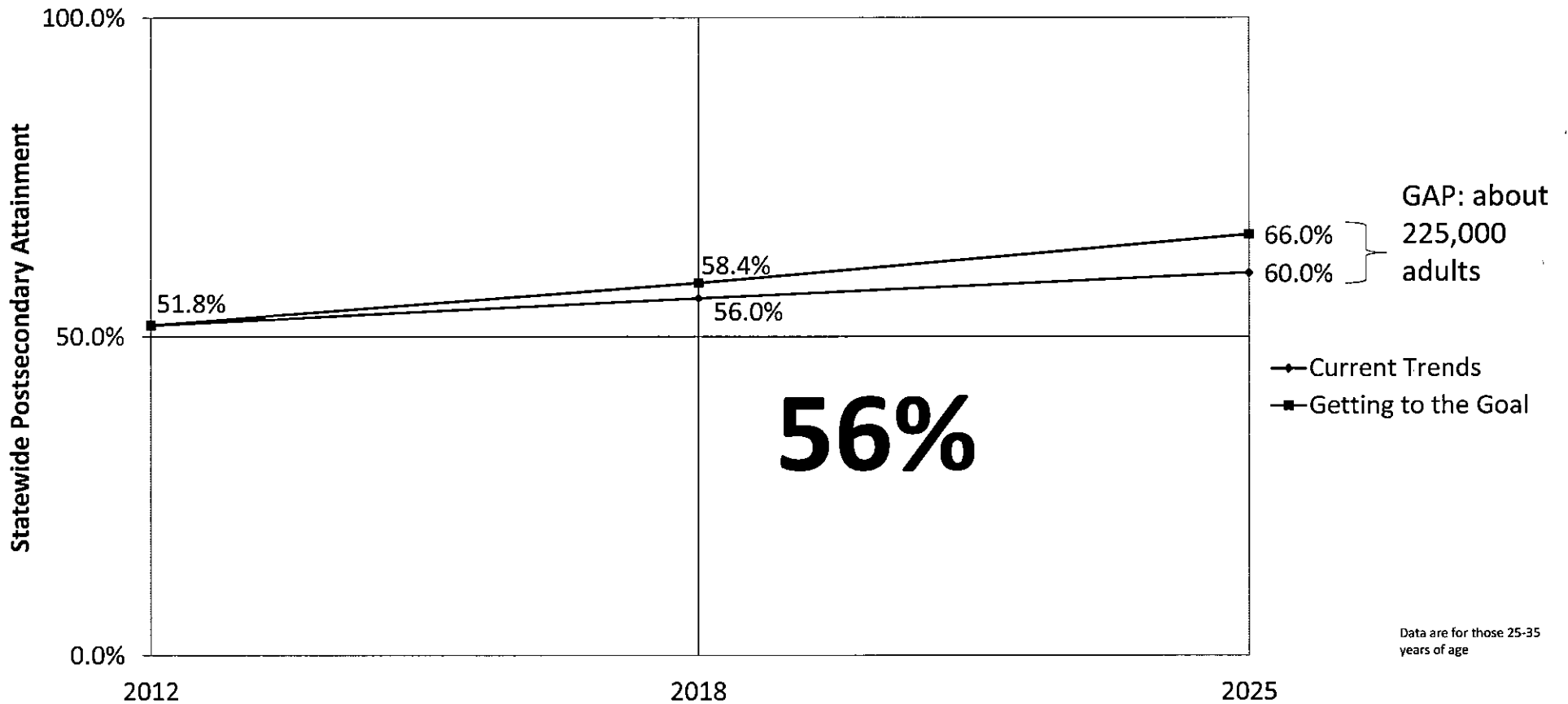
**STRATEGIC GOAL #3**

Improve Student  
Success

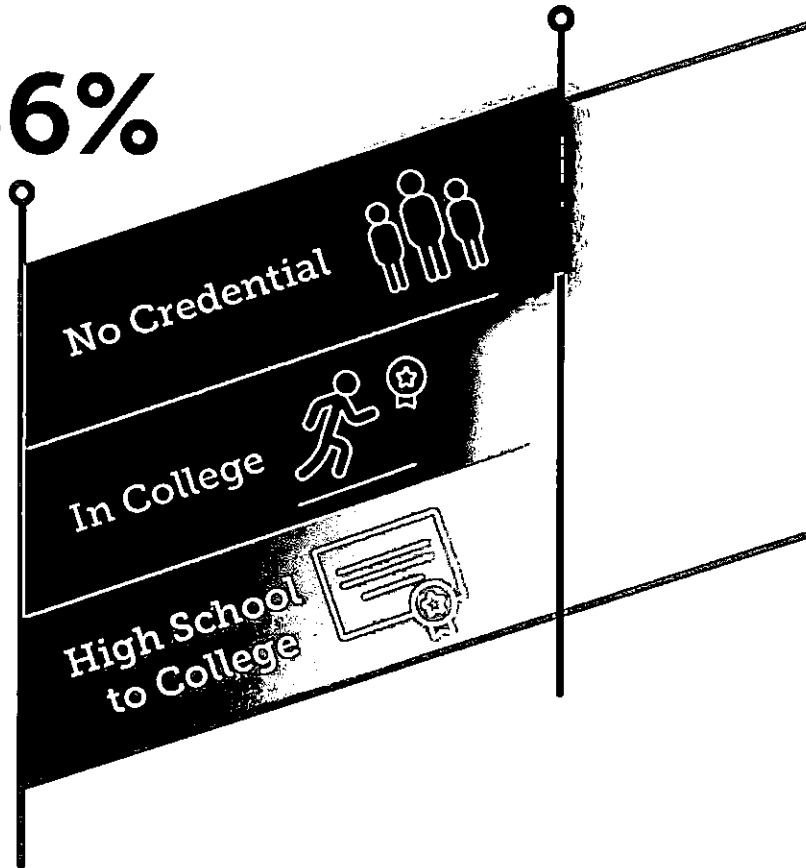
**STRATEGIC GOAL #4**

Invest in Affordability  
and Innovation

## Statewide Attainment—Baseline, Progress, and Goals

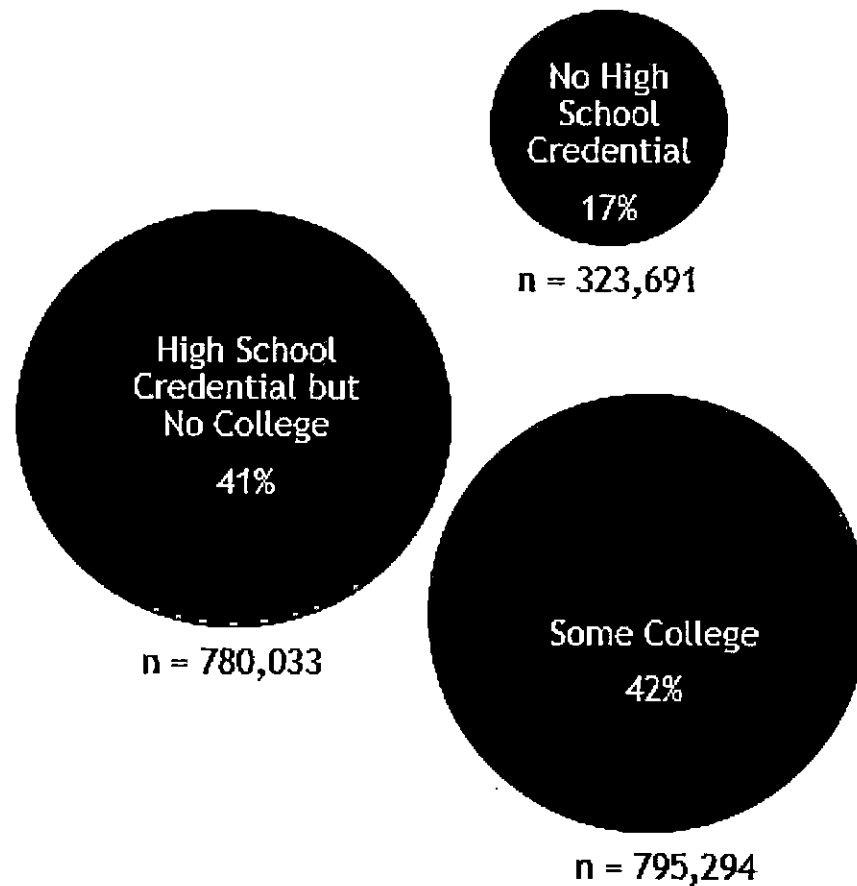


56%



66%

## Who are the 44%?







## Income by Education


Individuals in the 44%  
*(no credential)*

have a median income of  
**\$23,600**


Individuals in the 56%  
*(credential)*

have a median income of  
**\$45,700**

## Who are the 44%?



**71%**  
of Colorado's  
minority populations

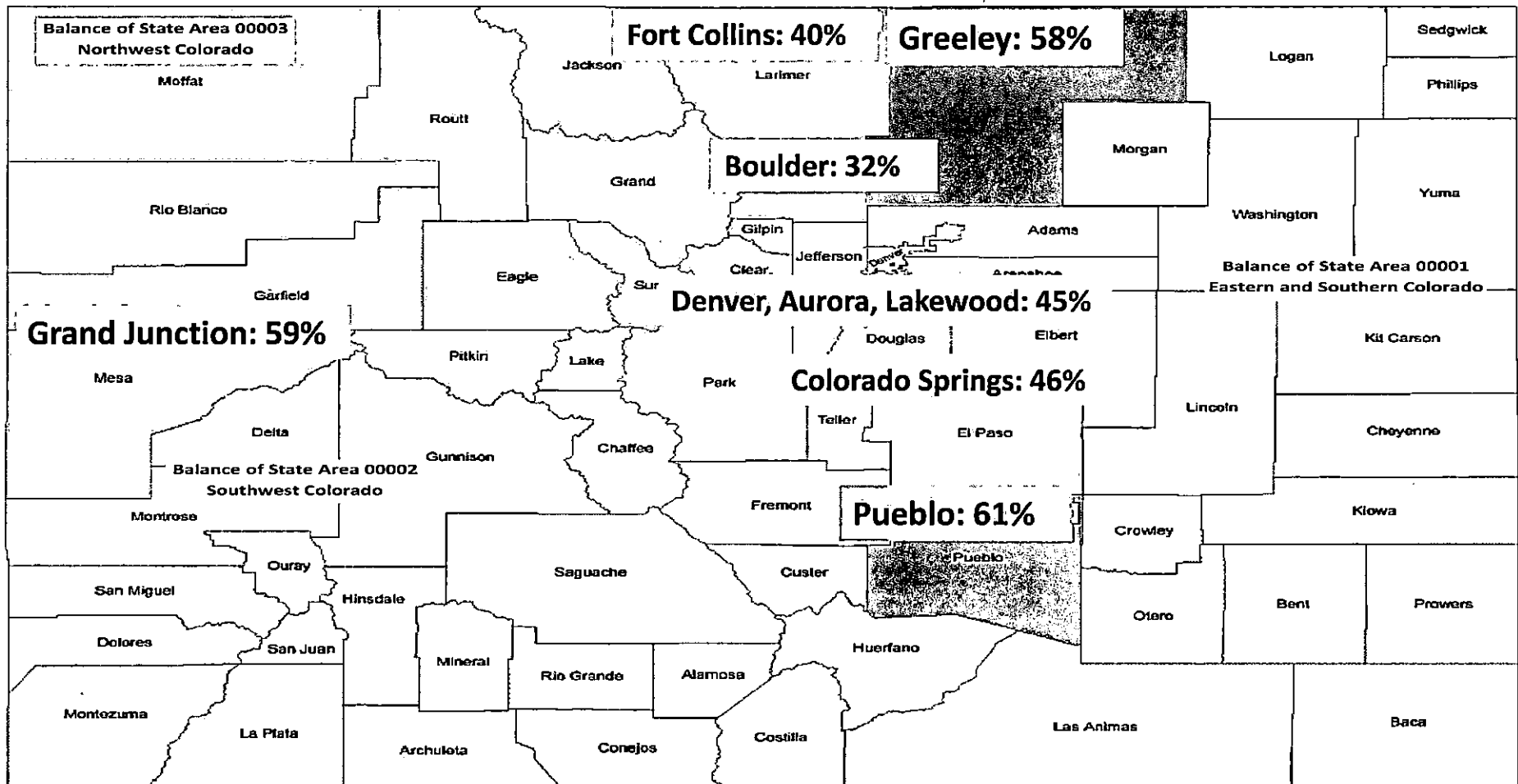


**86%**  
of Medicaid  
beneficiaries

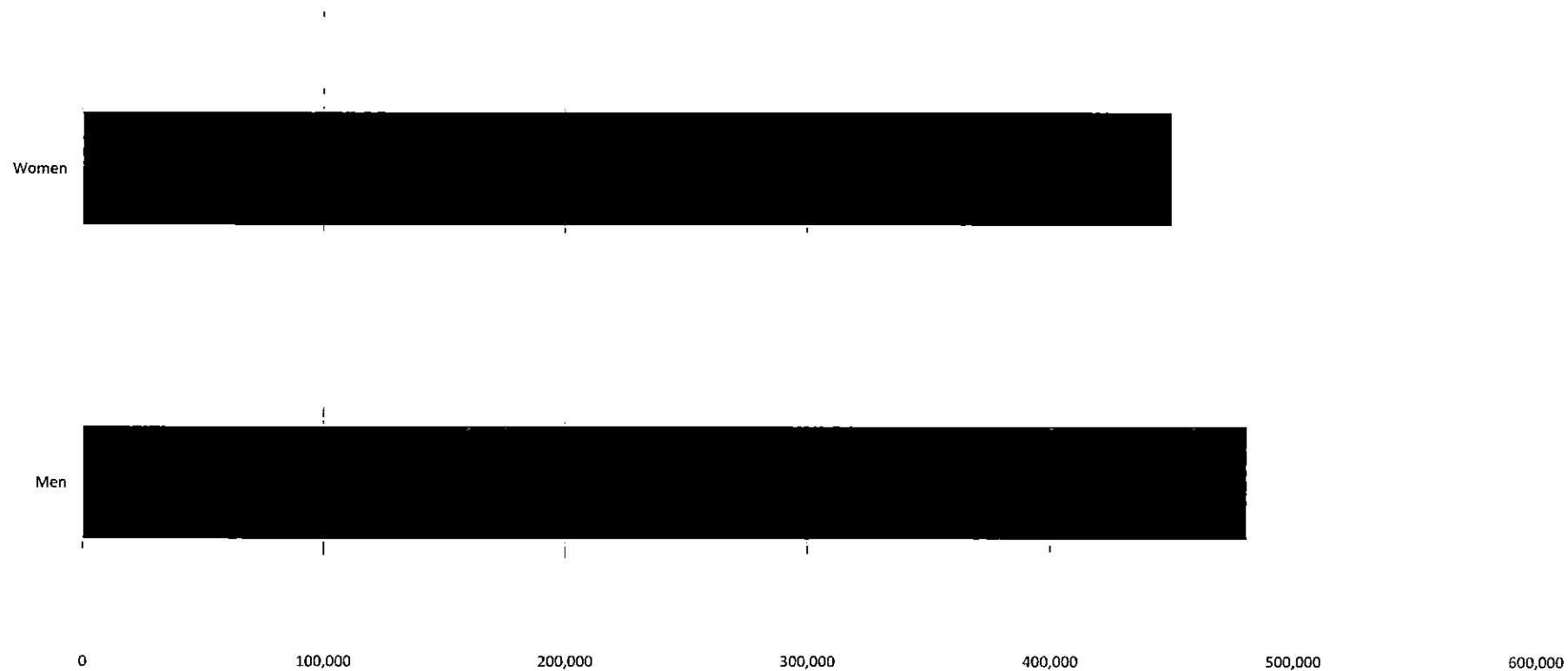


**67%**  
of Colorado  
Veterans


# Proportion of each Colorado Metropolitan Statistical Area (MSAs) in the 44%




## 44%—High School Degree and No College by Gender



## 44%—Some College Gender Breakdown



# Age and Gender of Some College





THE #CORISES GOAL  
BY 2025

66%

of adults in Colorado will earn a post-  
high school certificate or degree



# STRATEGIC GOAL #1

Increase  
Credential  
Completion

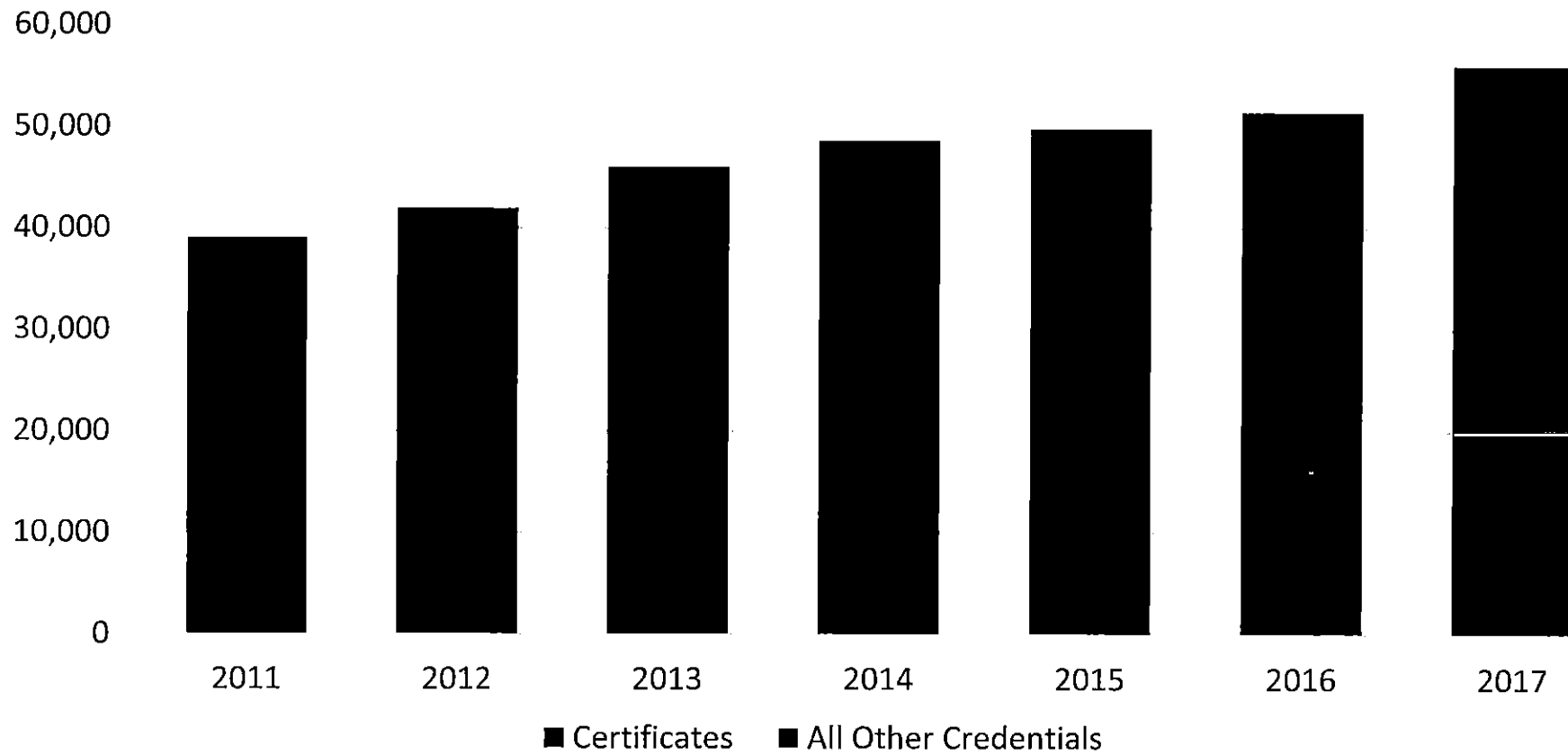


## Main Measures

- Increase annual credential completion
- Increase high demand credential completion



## Annual Credential Progress



High Demand Credential—Educator Preparation

2011

3,274

Completions

2017

2,674

Completions

18%

decline



High-Demand Credential—STEM

2014

8,823

Completions

2017

10,729

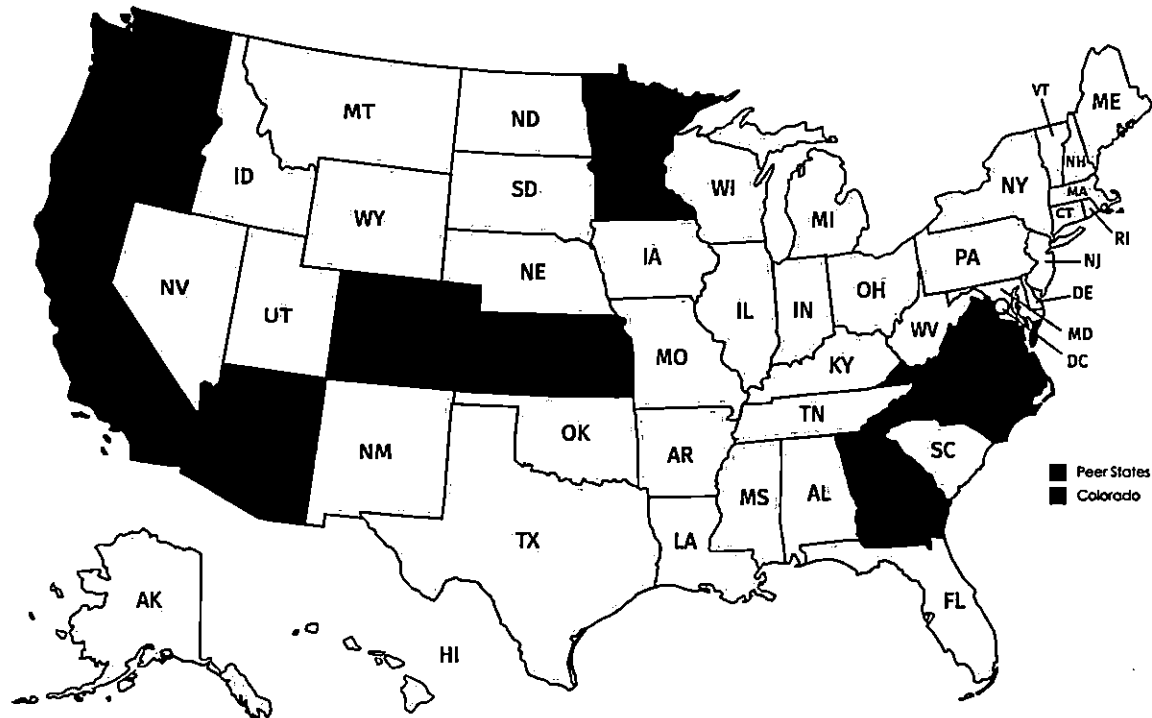
Completions

21%

increase

## Colorado's Higher Education Peer States

Top quartile of statewide attainment with geographies larger than 40,000 square miles



## Peer State Ranking - College-Going Rate

Rank	Peer State	College-Going
1	Minnesota	69.9%
2	Virginia	67.7%
3	Kansas	65.4%
4	Georgia	63.6%
5	North Carolina	62.9%
6	California	60.9%
<b>7</b>	<b>Colorado</b>	<b>58.2%</b>
8	Arizona	52.3%
9	Washington	50.1%
10	Oregon	47.6%


Colorado's  
national  
rank:  
38<sup>th</sup>

# Getting More Coloradans Across the Finish Line

Improve college-going rate


Address shortage areas

Understanding the 44%



## STRATEGIC GOAL #2

### Erase Equity Gaps



## Main Measures

- Increase annual credential completion for minority and low-income populations
- Increase high demand credential completion for minority and low-income populations

## Hispanic Attainment

2012 - 18.0%

2018 - 28.8%

2025 - 66.0%

**GAP = 37.2%**

## African American Attainment

2012 - 32.2%

2018 - 45.0%

2025 - 66.0%

**GAP = 21.0%**

## American Indian Attainment

2012 - 28.3%

2018 - 37.7%

2025 - 66.0%

**GAP = 28.3%**



## Peer State Ranking—White Attainment

Rank	Peer State	Attainment
1	Colorado	56.3%
2	California	53.3%
3	Minnesota	52.4%
4	Virginia	51.4%
5	Washington	47.9%
6	North Carolina	46.9%
7	Kansas	46.4%
8	Arizona	45.9%
9	Oregon	44.5%
10	Georgia	43.8%

Colorado's  
national  
rank:  
1st

## Peer State Ranking—African American Attainment

Rank	Peer State	Attainment
1	Colorado	37.1%
2	Washington	35.9%
3	Arizona	34.9%
4	California	34.3%
5	Oregon	32.9%
6	Virginia	32.9%
7	Georgia	32.3%
8	North Carolina	30.5%
9	Kansas	29.2%
10	Minnesota	29.1%

Colorado's  
national  
rank:  
6<sup>th</sup>

## Peer State Ranking—Hispanic Attainment

Rank	Peer State	Attainment
1	Virginia	29.8%
2	Minnesota	22.9%
3	Colorado	22.2%
4	Oregon	22.1%
5	Washington	22.0%
6	Georgia	20.8%
7	Arizona	19.0%
8	North Carolina	18.8%
9	Kansas	18.6%
10	California	18.3%

Colorado's  
national  
rank:  
24<sup>th</sup>

## Pell-Eligible Student Progress

2011

11,881  
Completions

2017

15,452  
Completions



30%  
increase

## Percentage of Students Placed in Developmental Education

2011

41.4%

Placed in  
developmental  
education

2017

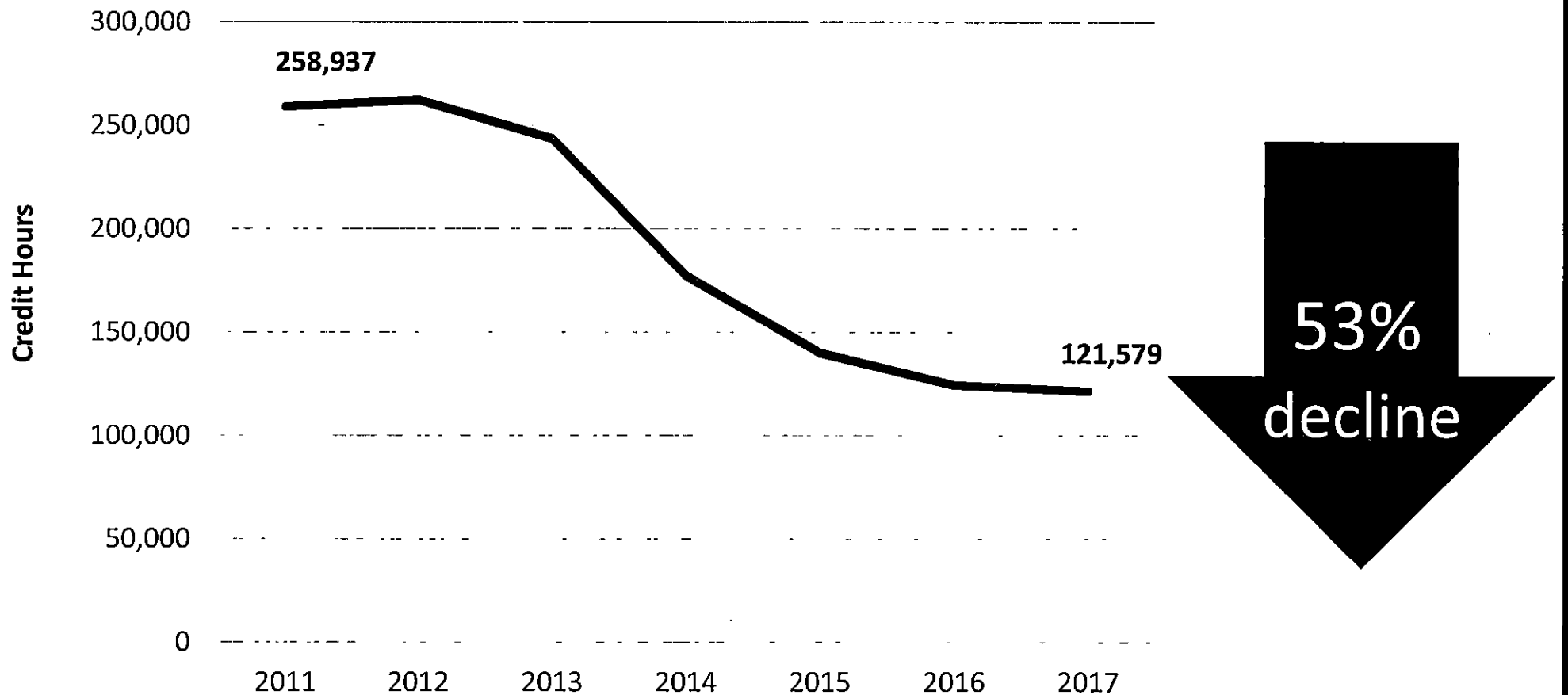
35.3%

Placed in  
developmental  
education

6.1%  
decline



## Reforming Remedial Education Fewer Remedial Credit Hours Needed



# Erasing Equity Gaps

**Lumina Foundation equity grant**

**Remedial education reform**

**Colorado Opportunity Scholarship  
Initiative (COSI)**



# STRATEGIC GOAL #3

Improve  
Student  
Success



## Main Measures

- Improve student persistence and retention
- Reduce remediation needs of students
- Reduce average time to degree
- Reduce average credits to degree

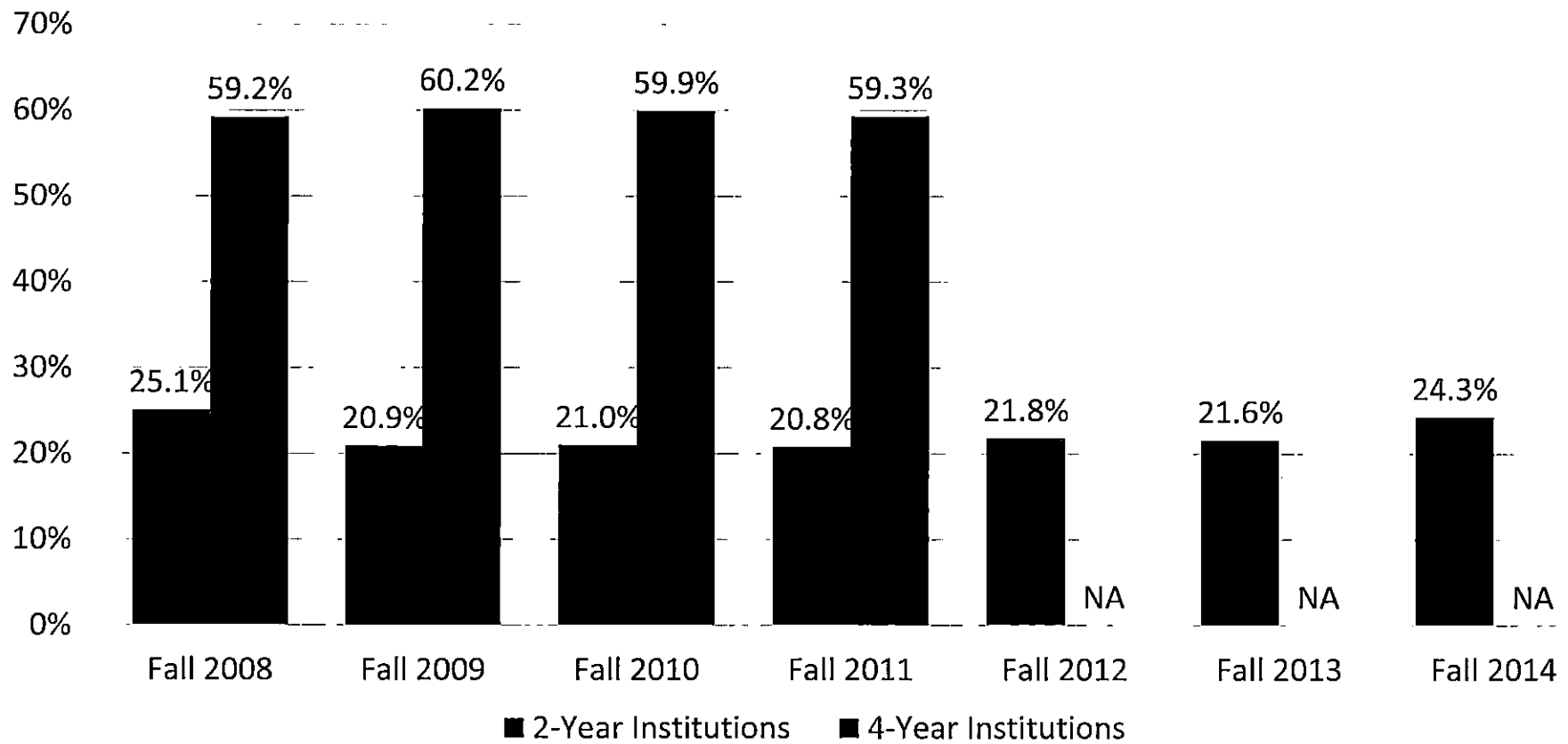


## Peer State Ranking - First-Year Retention

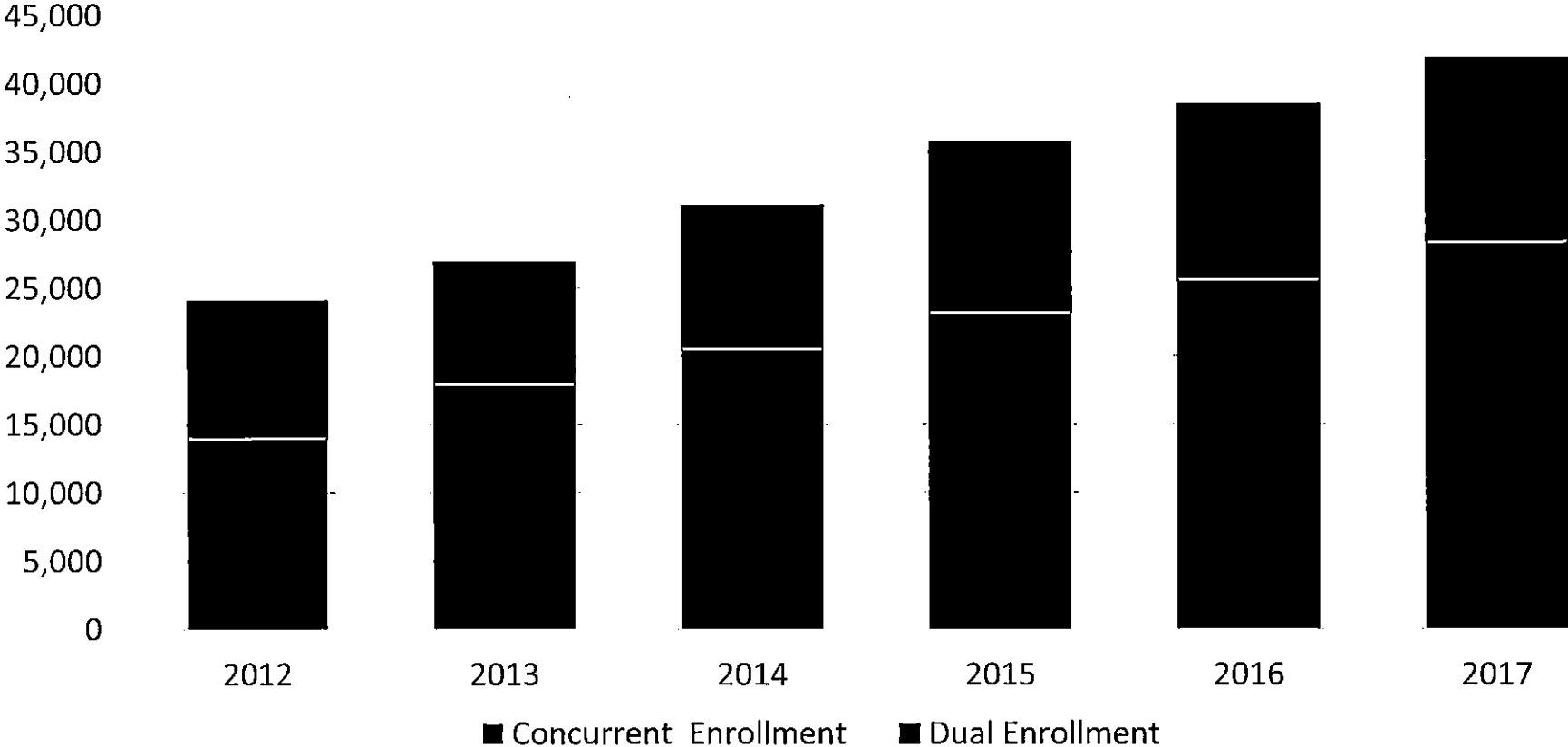
Rank	Peer State	Attainment
1	Georgia	65.9%
2	Virginia	64.8%
3	North Carolina	63.2%
4	California	60.9%
5	Washington	60.4%
6	Arizona	58.9%
7	Oregon	55.8%
8	Kansas	54.8%
9	Minnesota	54.1%
10	Colorado	52.6%

Colorado's  
national  
rank:  
45<sup>th</sup>

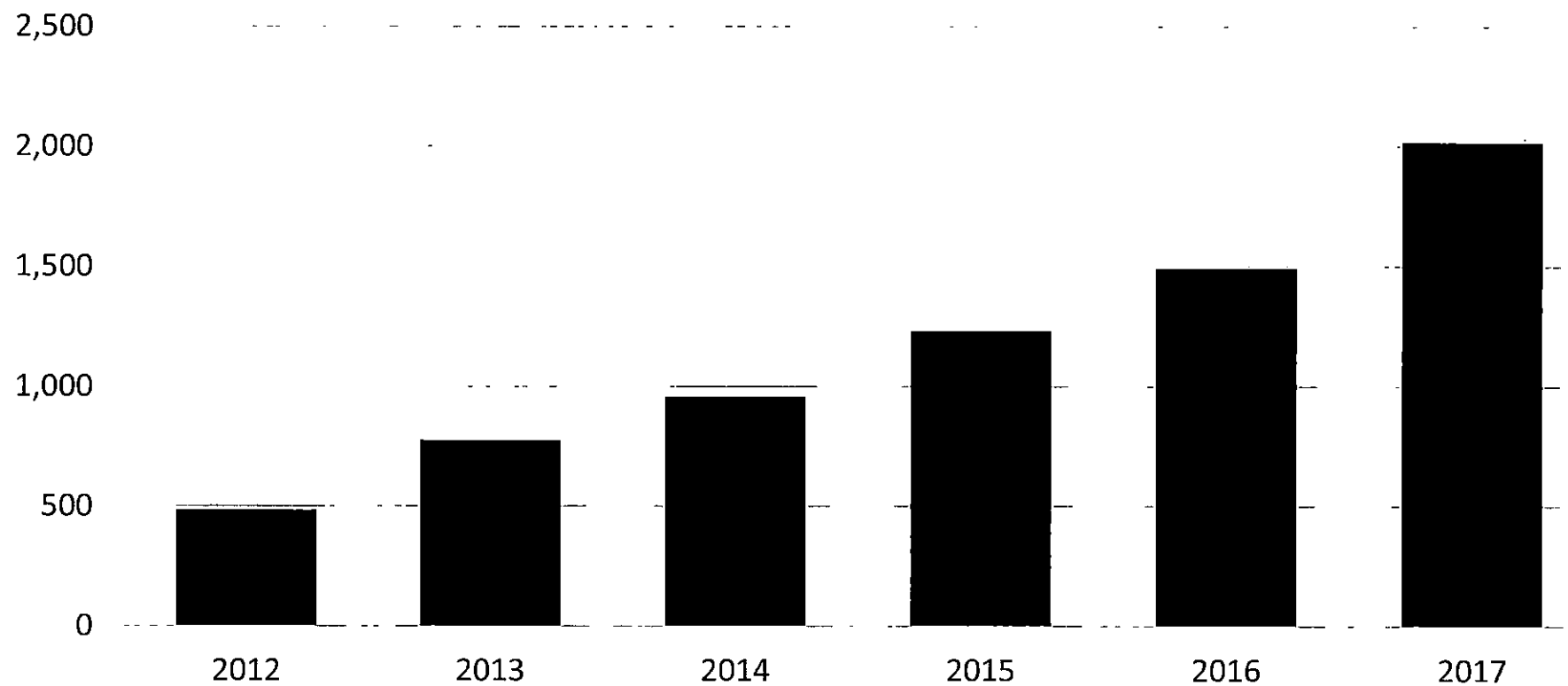
## 150% Time Graduation Rates



# Enrollment in Concurrent and Dual Enrollment in Colorado



## Degrees Earned through Concurrent Enrollment




# Improving Student Success

**Concurrent Enrollment**

**Colorado Opportunity  
Scholarship Initiative (COSI)**

**Complete College America  
Momentum State strategies**




**COLORADO**  
Colorado Opportunity  
Scholarship Initiative

**COMPLETE  
COLLEGE  
AMERICA**

## STRATEGIC GOAL #4

Invest in  
Affordability  
and Innovation



## Main Measures

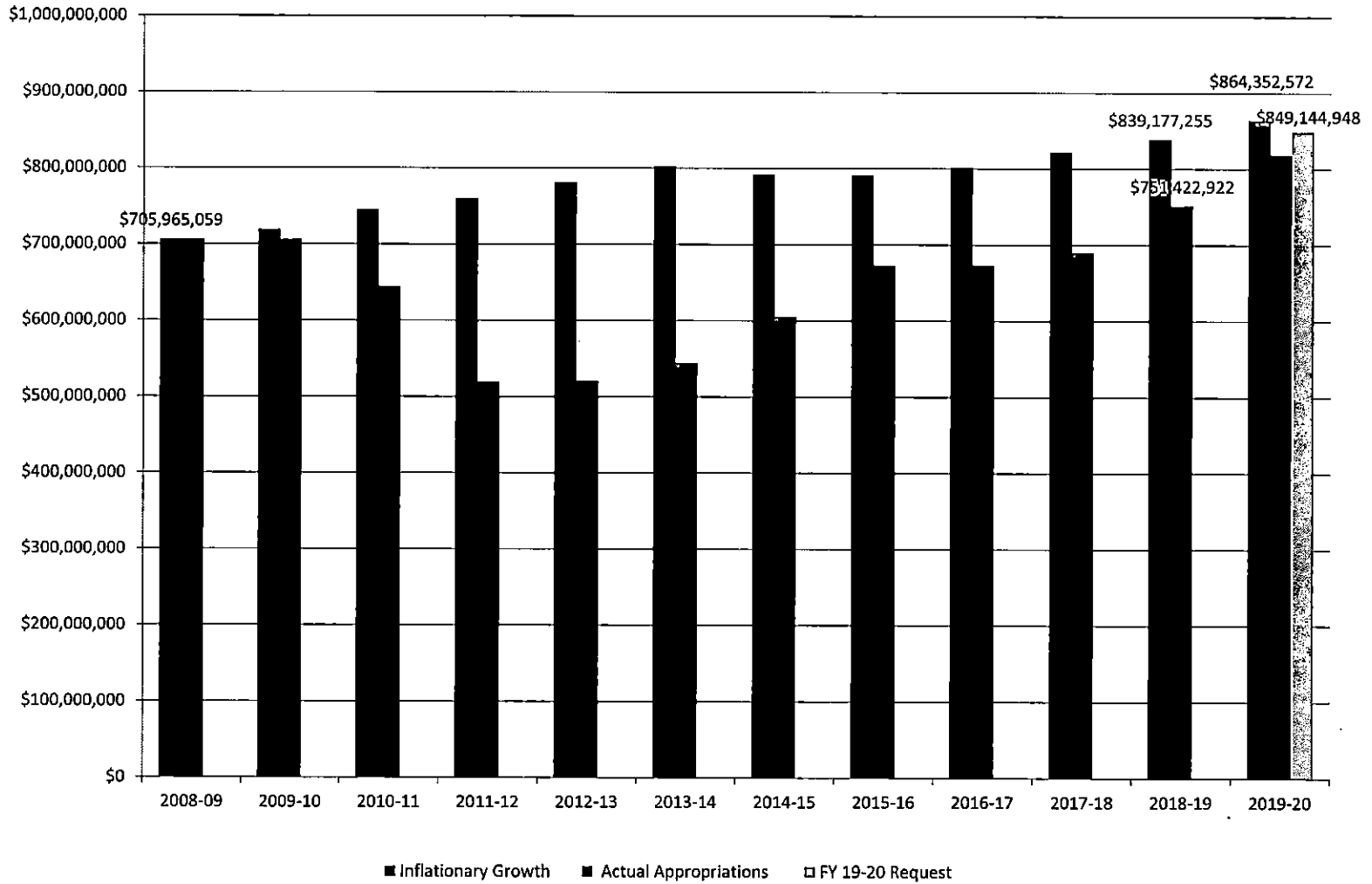
- Increase public investment in student success, research, and innovation
- Decrease average undergraduate federal student debt
- Increase innovation

## Peer State Ranking— Appropriations per FTE

Rank	Peer State	Appropriation
1	North Carolina	\$9,959
2	Georgia	\$8,550
3	California	\$8,447
4	Minnesota	\$7,182
5	Washington	\$6,982
6	Kansas	\$6,112
7	Oregon	\$5,959
8	Virginia	\$5,533
9	Arizona	\$4,920
10	Colorado	\$4,194

Colorado's  
national  
rank:  
47<sup>th</sup>

## Actual Appropriations vs Inflation Growth and Projected Growth





## Governor Hickenlooper's Budget Request



*to hold tuition flat*

Includes **\$23 million** increase in need-based financial aid, a **15 percent increase** over last year

## Investing in Affordability and Innovation

**Hold tuition steady over the next academic year**

**Revise funding allocation model to advance master plan goals**

**Open Educational Resources (OER)**

**Establish an affordability standard**



## Opportunities Ahead

Gov. Hickenlooper's **\$130 million package** directs the dividends of our thriving economy back to the middle class, **holding tuition steady** for the next academic year.



Step up **financial aid support**

Expand **Supplemental Academic Instruction**

Ensure **Concurrent Enrollment credits transfer** and reduce time-to-degree

**Q & A**

**Follow CDHE Online**

 [@CoHigherEd](https://twitter.com/CoHigherEd)

 [/CoHigherEd](https://www.facebook.com/CoHigherEd)

**Follow Dan Baer**

 [@danbbaer](https://twitter.com/danbbaer)

# CDHE'S PERFORMANCE, ACCOUNTABILITY and TRANSPARENCY STRUCTURE

## PERFORMANCE

- **Articulate Goals in Statewide Master Plan - Colorado Rises**  
*(SB 10-003)*
- **Revised reporting on Master Plan Goals for SMART Act report (SB 17-297)**

## ACCOUNTABILITY

- **Collect institutional performance metrics aligned with Master Plan goals (SB 17-297)**
- **Outcomes-Based Funding for Higher Education - Aligns with the Master Plan Goals**  
*(HB 14-1319)*
- **CDHE Executive Director Goals progress reported monthly to Governor's Office**

## TRANSPARENCY

- **Master Plan Dashboard includes institutional level reporting**
- **Governor's Dashboard – Aligns to Master Plan Goal #2 Erase Equity Gaps**
- **Annual Outcomes Based Funding report aligns to Master Plan goals**

[masterplan.highered.colorado.gov/dashboard](https://masterplan.highered.colorado.gov/dashboard)



## WORKFORCE DEVELOPMENT & EDUCATION

*Grow the middle class by helping people connect to careers*

### Goal: Improve access to resources in the workforce system

- » Employer satisfaction per survey
- » Job seeker satisfaction per survey
- ⌚ User satisfaction with talentFOUND

[colorado.gov/governor/dashboard](https://colorado.gov/governor/dashboard)

### Goal: Increase job placement rate, retention, and wage growth in state programs

- » Employment rate 2nd qtr. after exit
- » Employment rate 4th qtr. after exit
- » Median earnings 2nd qtr. after exit
- ⚙️ Job placement for people with disabilities

### Goal: Erase the equity gap

## Appendix: Transparency

### **COLORADO RISES PERFORMANCE, ACCOUNTABILITY AND TRANSPARENCY DASHBOARD:**

<http://masterplan.highered.colorado.gov/dashboard/#masterplan>

### **GOVERNOR'S DASHBOARD POSTSECONDARY GOAL: ERASE THE EQUITY GAP**

<https://www.colorado.gov/governor/dashboard>

### **ANNUAL IMPLEMENTATION REPORT ON HIGHER EDUCATION FUNDING ALLOCATION FORMULA:**

[http://highered.colorado.gov/Publications/Reports/Legislative/General/2017/2017\\_AnnualReport\\_ImplementationoftheHigherEducationFundingAllocationFormula.pdf](http://highered.colorado.gov/Publications/Reports/Legislative/General/2017/2017_AnnualReport_ImplementationoftheHigherEducationFundingAllocationFormula.pdf)



## Appendix: Inclusive Higher Education Act

### Senate Bill 16-196 "Inclusive Higher Education Act"

An inclusive opportunity for students with intellectual disabilities to attend college in Colorado.

#### Four Year Pilot Initiative

Funding: \$75k annually from the State for each initiative  
\$25k annually from IN! for each University initiative

#### Establishes Inclusive College Initiatives at:



#### University of Northern Colorado - GOAL (Go On And Learn)

UNC students live in residential housing with a roommate or commute to campus.  
Visit: [Unco.edu/admissions/visit/highschool](http://Unco.edu/admissions/visit/highschool) / Applications due January 31st



#### University of Colorado at Colorado Springs

UCCS students will have access to student housing in Fall 2017 or commute to campus.  
Visit: <http://www.uccs.edu/inclusiveservices/index.html> / Applications due January 31st



#### Arapahoe Community College - Elevate at ACC

ACC students commute to campus  
Contact: [sas@arapahoe.edu](mailto:sas@arapahoe.edu) for application and information / Applications due March 31st

Questions: Contact IN! 303-756-6101 / [www.inclusivehighered.org](http://www.inclusivehighered.org)